



Made in
England

Ultrasound and Medical Couches

www.knightimaging.co.uk



**Knight
Imaging**

EXPERIENCE & EXPERTISE

Contents

Ultrasound Couches

Autotilt Delta 2	3
------------------------	---

Cardiology Couches

Autotilt Echo	4
---------------------	---

Vascular Couches

Autotilt Doppler	5
------------------------	---

A&E Couches


Largo Patient Trolley	6
LargoFlex™ Mattress	6
Largo A&E Trolley	6

Medical Couches

Bariatric Couches	7
Knightcare 2 Section Mobile Treatment Couch	8
Revolution21 Deluxe 3 Section Couch	8
Gynaecological Couches	9

Couch Accessories

Operators Chairs and Stools	10
Trans Pad	11
Head Rest	11
Knee Trough Kit	11
Gynaecological Stirrups Kit	11



Autotilt Delta 2

The Delta 2 is our top of the range ultrasound couch. For optimum ease of patient positioning, this flexible couch features four motors to control height, backrest and foot section adjustment as well as Trendelenburg tilting.

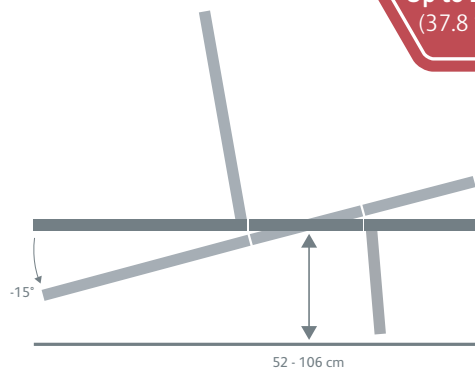
The twin sub-frame design provides excellent stability, whilst maintaining a compact footprint. The couch is available in a choice of upholstery widths up to 80 cm to safely and comfortably accommodate the larger patient.

- Safe working load and lifting capacity of 240 kg.
- Motorised height, backrest, foot section adjustment and Trendelenburg tilting.
- Two upholstery widths available: Regular 70 cm or Extra Wide 80 cm.
- Low level access height for disabled or wheelchair patients – 52 cm.
- Twin sub-frames for extra stability.
- Paper roll holder supplied as standard.
- Optional leg or knee support kits available (see page 11).
- Available in a choice of upholstery colours.



Autotilt Delta 2 Couch
Order Code: M7A-IXX-01*

PATIENT WEIGHT
Up to 240 kgs
(37.8 Stone)



Dimensions

Weight Capacity	240 kgs / 37.8 Stone
Height Range	52 - 106 cm
Overall Length	180 cm
Width*	Regular: 70 cm. Extra Wide: 80 cm

Please refer to the Technical Specification Sheet for further information

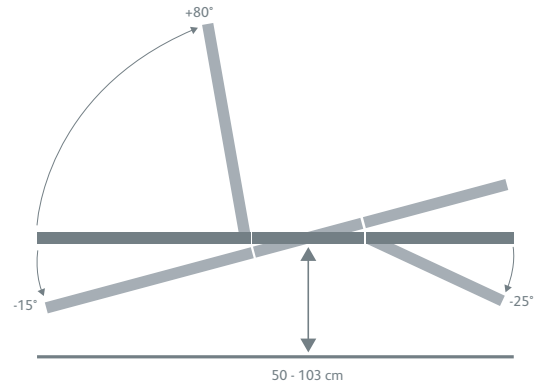
*Default width is 70 cm. For bariatric patients the Extra Wide 80 cm option is recommended. Product code must be suffixed with desired width of couch: 70 or 80.

Cardiology Couches

Autotilt Echo

This specialist couch for Echocardiography allows the operator the flexibility of being able to carry out the patient examination from either side of the couch.

The ease of movement and patient positioning, alongside a maximum patient weight capacity of 240 kgs / 37.8 stone offers the ideal specification to meet your clinical needs.



Autotilt Echo Couch
Order Code: M7A-IXX-03

PATIENT WEIGHT
Up to 240 kgs
(37.8 Stone)



- Motorised height, backrest adjustment and Trendelenburg tilting.
- Foot section is manually adjusted and incorporates anti-trap gas strut.
- Backrest design facilitates access and clearance for the transducer.
- Integral footrest for clinician when traditional right hand scanning, together with specially designed stool.
- Patient handgrip and security side support with detachable upholstery.
- Large castor wheels for ease of movement with central locking feature.
- High quality upholstery for durability with anti-bacterial specification.
- Supplied with paper roll holder and head support cushion.
- Available in a choice of upholstery colours.

Dimensions

Weight Capacity 240 kgs / 37.8 Stone

Height Range 50 - 103 cm

Overall Length 205 cm

Overall Width 80 cm

Please refer to the Technical Specification Sheet for further information



Autotilt Doppler

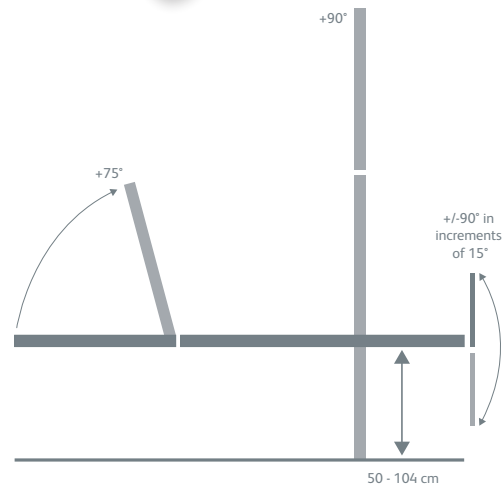

Specially designed for vascular ultrasound, the motorised Autotilt Doppler offers an enhanced specification to improve the ergonomics for both patients and operators. The ability to position the patient at a higher level allows the operator more flexibility and ease of lower limb access.

- Safe working load and lifting capacity of 225 kg.
- Motorised height variation, backrest adjustment and horizontal to vertical tilting.
- Readily adjustable individual swing down foot rests with choices of four positions.
- 70 cm wide high quality upholstery for plinth top with anti-bacterial specification.
- Lowers to wheelchair height.
- Allows clearance for hoist.
- Large castor wheels for ease of movement with central locking feature.
- Easily adjustable patient side grab handles, which can be removed quickly.
- Supplied with paper roll holder and a set of patient safety Velcro pads.
- Available in a choice of upholstery colours.

PATIENT WEIGHT
Up to 225 kgs
(35 Stone)



Autotilt Doppler Couch
Order Code: M7A-1XX-04



Dimensions

Weight Capacity	225 kgs / 35 Stone
Height Range	50 - 104 cm (Horizontal) 6 - 44 cm (Vertical Foot Plate)
Overall Length	205 cm
Overall Width	70 cm

Please refer to the Technical Specification Sheet for further information

A&E Couches

Largo A&E Patient Trolley

Suitable for patient examination, treatment, recovery and transportation, this trolley is ideal for use within acute healthcare departments.

Easily manoeuvrable, it features a fifth wheel steering system and centrally located foot pedals for controlling height adjustment, Trendelenburg and reverse Trendelenburg tilt.

- Fully adjustable backrest to almost 90° with easily accessible release lever.
- Deluxe 100 mm mattress with pressure reducing design.
- Safe working load of 250 kg.

Largo A&E Trolley
Order Code: M7A-MXX-19



LargoFlex™ Mattress

Designed for use with the Largo A&E and Largo Patient Trolleys, this pressure-reducing mattress has a grip lock anti-slip base.

- X-ray translucent and CPR compatible.
- Antimicrobial cover is vapour permeable and water resistant.


LargoFlex™ Mattress
Order Code: M7A-MXX-20

Largo A&E Trolley

Designed for patient transport, examination, full X-ray and resuscitation, this trolley incorporates an easily accessible full length X-ray cassette platform also suitable for CT and has a fifth wheel for improved manoeuvrability.

- Dual sided foot pedals control height adjustment, Trendelenburg and reverse Trendelenburg tilt.
- Fully adjustable backrest to almost 90° with easily accessible release lever.
- Deluxe 100 mm mattress with pressure reducing design.
- Safe working load of 250 kg.

Largo A&E Trolley
Order Code: M7A-MXX-18



Bariatric Couches

A range of 2 and 3 section couches specially designed to meet the needs of bariatric patients.

The ease of movement and patient positioning, alongside a maximum patient weight capacity of 325 kgs / 51 stone offers the ideal specification to meet your bariatric clinical needs.

- Safe working load and lifting capacity (from minimum height) of 325 kgs / 51 stone.
- Adjustable angle electric backrest operation from horizontal to +80°
- Adjustable angle head/foot section from -25 to +75°
- Adjustable sections incorporate anti-trap design gas strut.
- Electric height elevation from 43 - 97 cm.
- Available with retractable wheel design and adjustable foot for stability on uneven surfaces.
- Purpose made precision bearings on all pivot points.
- Clearance beneath frame for mobile hoist.
- Standard width 85 cm.
- Available in a choice of upholstery colours.



Bariatric Drop End Couch
Order Code: M7A-MXX-14



Bariatric 3 Section Couch
Order Code: M7A-MXX-02



Bariatric 2 Section Couch
Order Code: M7A-MXX-01

Medical Couches

Knightcare 2 Section Mobile Treatment Couch

A very strong and rigid hydraulic mobile treatment couch with side support rails and a paper roll holder. The large wheel system incorporates a steering facility and the couch has an excellent height range.

- Safe working load and lifting capacity of 240 kg.
- Gas assisted backrest adjustable from -25° to 75° or electric backrest adjustable from 0 to 90 degrees.
- Gas assisted backrest section incorporates anti-trap design.
- Choice of Hydraulic or Electric height elevation.
- Excellent height range from 46 to 99 cm.
- Choice of 125 mm central locking castors (large mobile wheel design) or 125 mm independently braked castors.
- Standard with side support rails and paper roll holder.
- Purpose made precision bearings on all pivot points.
- Anti-bacterial powder coated frame.
- Clearance beneath frame for mobile hoist.
- Standard width 70 cm Easy Clean Upholstery.
- Available in a choice of upholstery colours.



Revolution21 Deluxe 3 Section Couch

The Revolution21 Standard 3 section couch is very versatile for a wide range of patient examinations and minor treatment procedures.

- Electric height range from 47 cm to 97 cm.
- Electric Trendelenburg tilt to -/+15°
- Electric profiling backrest angle from 0° to +80°
- Electric footrest angle from +10° to -35°
- Safe working load and lifting capacity of 250 kg.
- Auto-electric CPR function via handset.
- Auto-intelligent operation.
- Vertical lifting design to minimise space and provide maximum stability throughout all profiling positions.
- Smooth moulded base cover minimises dirt traps and facilitates easy cleaning.
- Anti-bacterial powder coated frame and base cover.
- Choice of 125 mm independently braking castors or 125 mm central locking castors (large mobile wheel design).
- ComfortPlus™ Upholstery – features anti-microbial vinyl incorporating pressure relieving design for additional patient comfort with a foam depth of 60 mm.
- Standard width upholstery of 70 cm.
- Clearance beneath frame for mobile hoist.
- Head support cushion fitted on Deluxe models.
- Paper roll holder fitted on Deluxe models.
- Available in a choice of upholstery colours.



Gynaecological Couches

Providing smooth electric positioning of height, tilt and backrest angle, these couches feature a compact base frame and are ideal for both supine and seated procedures.

All models feature a crescent shaped design seat section, adjustable leg support, detachable arm loops and debris tray as standard.

- Safe working load and lifting capacity (from minimum height) of 240 kgs / 37 stone.
- Adjustable adjustable angle backrest and foot section from horizontal to +80°

PATIENT WEIGHT
Up to 240 kgs
(37 Stone)



Delta Gynae 2 Couch
Order Code: M7A-MXX-09



Delta Gynae 1 GP Couch
Order Code: M7A-MXX-08

The deluxe model includes the base frame cover and matching operators chair.

- Variable height range.
- Trendelenburg tilting.
- Retractable wheel design and adjustable foot for stability on uneven surfaces.
- Purpose made precision bearings on all pivot points.
- Clearance beneath frame for mobile hoist.
- Supplied complete with stirrups and debris tray.
- Anti-bacterial powder coated frame.
- Available in a choice of upholstery colours.



Delta Gynae 1 GP Couch
Order Code: M7A-MXX-08

Operators Chairs and Stools

A operators chair, which is ergonomically designed, has a sufficiently firm and dense cushion and which provides plenty of support will go a long way to helping the user maintain a healthy sitting posture. This not only alleviates pain in the neck and back, but can also improve concentration by reducing fatigue and thus free the mind to focus on other more important tasks.

Knight Imaging offer a range of operators chairs and stools designed to complement our extensive range of medical couches and which provide the required level of comfort and support for the user. Produced specifically for medical use, they are constructed of easy-to-clean components to aid infection control.

To view the complete range please visit our website at www.knightimaging.co.uk



Standard Operators Stool
Order Code: M7A-NXX-07



Scanning Chair
Order Code: M7A-NXX-17

High Operators Chair
Order Code: M7A-NXX-04



Deluxe Saddle Seat
Order Code: M7A-NXX-11



Standard Operators Chair
Order Code: M7A-NXX-02

Trans Pad

Specially optimised shape with cut out and slope. For assisting with Gynaecological ultrasound scanning.

- Fitted with tailored vinyl covering.
- Firm foam specification for good support.
- A possible alternative to the stirrup and knee kits.

Order Code: M7A-IXX-16



Head Rest

Foam padded semi-circular head rest for patient comfort. Provides secure patient head rest, even with couch angulations.

- Secure in position with adjustable Velcro straps.
- Available for both 65 cm and 70 cm widths.

Order Code: M7A-IXX-17

Knee Trough Kit

Fully adjustable with lockable slides, these knee troughs offer raised support for patients legs.

- Supplied with a pair of adjustable extensions.
- Optional narrower upholstered foot section*

Order Code: M7A-IXX-14



Gynaecological Stirrups Kit

Reversible Stirrups Kit complete with lockable slides. These modified stirrups offer flexibility in patient positioning.

- Supplied with a pair of detachable heel pads.
- Optional narrower upholstered foot-section available.*

Order Code: M7A-IXX-15

*If ordered with a couch, the narrow foot section is factory fitted.

Order Code: M7A-IXX-13

Service and Support

Knight Imaging offers service and support on our range of couches and chairs. We carry out one-off service calls, yearly preventative maintenance visits as well as offering support contracts.

Planned Preventative Maintenance

Our fully trained engineers service your couches and chairs ensuring that any potential issues are spotted and brought to your attention before they become a problem.

We typically carry out these types of services across entire departments ensuring the best possible lifetime of your couches and chairs. We will always arrange visits in advance to ensure a swift turnaround and to minimise disruption to your ward or department.

A preventative maintenance visit can be arranged whenever you think you need to have your equipment inspected and checked for faults or potential future problems. Just get in touch to discuss your equipment and make a booking.

Breakdown Response

Fully prepared, with a team of experienced engineers and an availability of parts for all the couches and chairs in the range, Knight Imaging is ideally placed to diagnose and repair in times of emergency.

Knight Imaging Limited

Paradigm House, 3 Melbourne Avenue
Broomhill, Sheffield, S10 2QJ, UK

E-mail: sales@knightimaging.co.uk

Tel: +44 (0)114 267 0482

Fax: +44 (0)114 266 3944

www.knightimaging.co.uk

